









COMPATIBILITY GUIDE: WHAT WORKS WITH WHAT

Brand of Opener	Logo on Opener	Recommended Accessory for Smartphone Control
LiftMaster + Chamberlain	Wi-Fi + myQ	<div style="text-align: center;">  <p>OR</p>  </div> <ul style="list-style-type: none"> ▶ None Required Ready to connect ▶ Optional Upgrade myQ Home Bridge - 819LMB For Apple® HomeKit compatibility and Siri® voice control
LiftMaster + Chamberlain	myQ Only	<div style="text-align: center;">  <p>OR</p>  </div> <ul style="list-style-type: none"> ▶ Internet Gateway - 828LM -Enables smartphone control on myQ openers -Plugs into a Wi-Fi® router ▶ myQ Home Bridge - 819LMB -Enables smartphone control on myQ openers -Installs in the garage within Wi-Fi range -Compatible with Apple® HomeKit and Siri® voice control
LiftMaster + Chamberlain	None	<div style="text-align: center;">  </div> <ul style="list-style-type: none"> ▶ myQ Retrofit Package - MYQPCK -Includes Control Panel (888LM) and Internet Gateway (828LM) -For openers made after 1998 with a red or purple learn button
Most brands made after 1993 with safety sensors	None	<div style="text-align: center;">  </div> <ul style="list-style-type: none"> ▶ myQ Smart Garage Hub - 821LMB -Adds smartphone control -Installs in the garage within Wi-Fi range