

Regal

Steel | Thickness: 2"

Non-insulated OR with optional polystyrene vinyl-backed insulation, R-7.2



GARAGA®

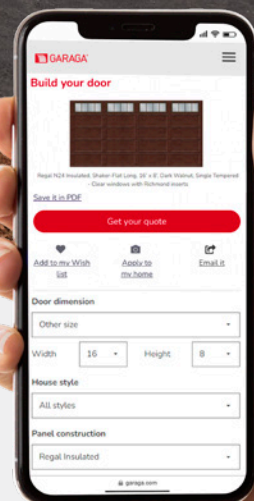
Mid-America Series 

TRADITIONAL | CONTEMPORARY | CARRIAGE HOUSE



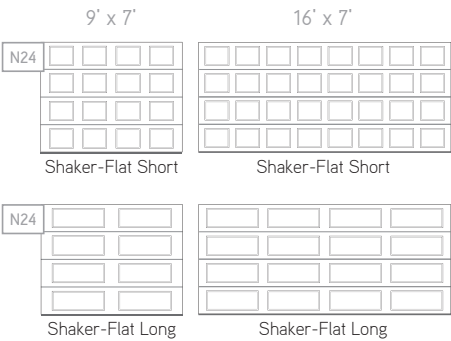
Build your garage door

Visualize your home with a new garage door. Visit garaga.com/designcentre or scan the QR code.

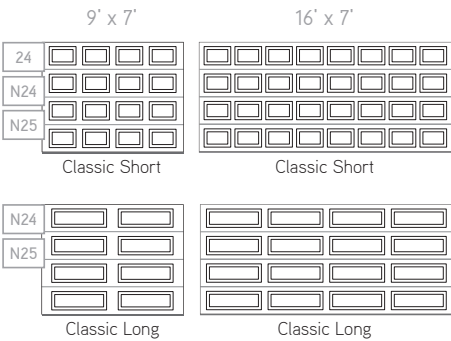


MODEL PATTERNS AND LAYOUTS

Shaker-Flat



Classic



CONTEMPORARY

Regal

Steel | Thickness: 2"

Non-insulated OR with optional polystyrene vinyl-backed insulation, R-7.2



MODEL PATTERNS AND LAYOUTS

Moderno (¼" continuous lines) **NEW**



9' x 7'

16' x 7'



Moderno Echo

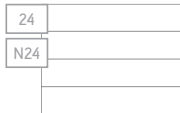
Moderno Echo

Flush



9' x 7'

16' x 7'



Flush

Flush

Vog® (40" x 1 ¼") **NEW**



9' x 7'

16' x 7'



Vog

Vog

ADD A WINDOW LAYOUT

Available for Vog, Moderno Echo, Flush, Shaker-Flat Long and Classic Short designs.



Window layout

Flush, 10' x 8' and 16' x 8', White, window layout: Left-side Harmony

CARRIAGE HOUSE

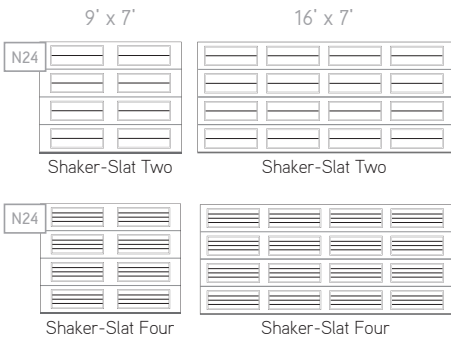

Regal

Steel | Thickness: 2"

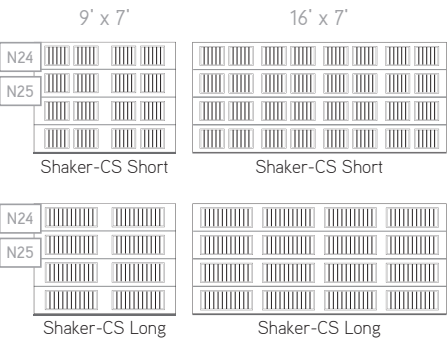
Non-insulated OR with optional polystyrene vinyl-backed insulation, R-7.2

MODEL PATTERNS AND LAYOUTS

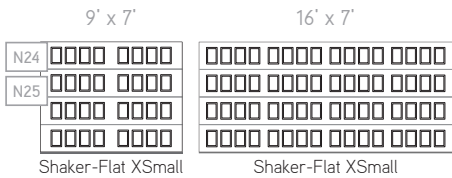
Shaker-Slat **NEW**



Shaker-CS (19" x 15" and 40" x 15")



Shaker-Flat (41" x 13" group of 4 rectangles)



Shaker-Slat Two, 16' x 8', Sandstone, Clear windows



Shaker-CS Short, 9' x 7', White, windows with Double Stockton Arch Long Inserts

COLORS

Standard



White

Almond

Sahara



Sandstone

Brown

Terrastone

Premium



Black Ice

Charcoal

Faux Wood



Dark Walnut

Weathered Grey

CONSTRUCTION

Single-layer: steel OR Double-layer: steel + insulation 

- 3 options of outside layer: steel, heavy duty steel or commercial grade steel for high durability
- 2" tongue-and-groove meeting rail to provide a weathertight seal between sections, and rails are hemmed the entire length of the section for added strength and safety
- 20-gauge galvanized end and center stiles to increase strength and durability
- Polystyrene vinyl-backed insulation available as an option



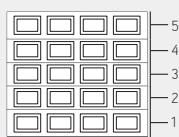
Interior view
24 / N24 / N25

 **WINDLOAD**
Option

Wind load reinforcement available as an option for the 24 and N24.

8' high door layouts construction

An 8' Regal door has 5 sections.



Regal 24 / N24 / N25

WINDOWS

Types of Glass

Privacy Level: **X/5**



Satin

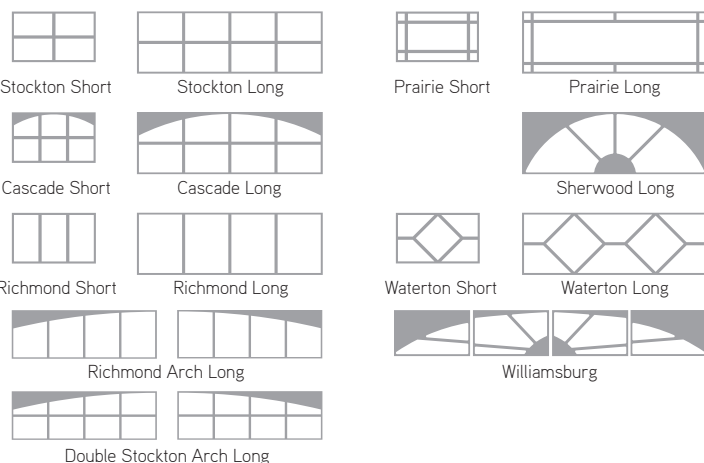
Pinhead

Graylite 2

Clear

Windows available in 20" x 13" and 41" x 16"

Decorative inserts¹



¹ To know what size decorative inserts are available for each door design and construction, visit garaga.com/designcentre.

SIZES

Standard widths from 8' to 20' for the 24 and N24; 8' to 18' for the N25, in 1" increments. Heights from 6'6" to 8', in 3" increments. See your garage door dealer for more details on oversized doors available.

WARRANTY

Door: 15 years (limited)
Bolted Hardware: 1 year

Weatherstripping: 1 year



IN-GARAGE DELIVERY READY
with a reliable Garaga garage door!

Find out the must-haves and the steps to get started. Keep your online deliveries safe, visit garaga.com/ingaragedelivery or scan the QR code.



GARAGA

LiftMaster

POWERED BY myQ



CONSTRUCTION SUMMARY

	24	N24	N25
Outside layer	Commercial grade steel	Heavy duty steel	Steel
Section height	18", 21"	18", 21"	18", 21"
LAYOUTS			
Shaker-Flat Short		19" x 15"	
Shaker-Flat Long		40" x 15"	
Classic Short	20" x 14"	20" x 14"	20" x 14"
Classic Long		42" x 14"	42" x 14"
Flush	•	•	
Moderno Echo		Continuous lines	
Vog		40" x 1 1/4"	
Shaker-Slat Two		40" x 15"	
Shaker-Slat Four		40" x 15"	
Shaker-Flat XSmall		41" x 13"	41" x 13"
Shaker-CS Short		19" x 15"	19" x 15"
Shaker-CS Long		40" x 15"	40" x 15"
COLORS			
	White	White	White
		Almond	Almond
		Sahara	Sahara
		Sandstone	Sandstone
		Terrastone	
		Brown	
		Black Ice	
		Charcoal	
		Dark Walnut	
		Weathered Grey	
Window layout	Optional	Optional	Optional
Wind load	Optional	Optional	N/A



Village Collection

*The Village Collection,
for a stunning look!*

Village Collection X Layout, Flat base, 9' x 7', White, windows with Stockton Long Inserts

LiftMaster

POWERED BY myQ

Quiet and reliable garage door openers

**ELITE
SERIES®**



- Ultra quiet
- Belt or chain drive
- 3/4 HP, AC or DC power
- Integrated camera for some models



- Ultra quiet
- Jackshaft
- DC power

**PREMIUM
SERIES®**



- Quiet
- Belt or chain drive
- 1/2 HP, AC or DC power

**CONTRACTOR
SERIES®**



- Quiet
- Belt or chain drive
- 1/2 HP, AC or DC power



Consult garaga.com/res-openers or scan the QR code to view all available openers and accessories.



US Head Office 1 844 918-2828
Ponca City, OK

Canadian Head Office 1 800 464-2724
St-Georges, QC



info@garaga.com
garaga.com

logo FSC

YOUR
DISTRIBUTOR