

G-4400

FULL VISION DOOR ALUMINUM FRAME
THICKNESS: 1 3/4"

GARAGA INDUSTRIAL[®]
Stronger for longer



G-4400 doors, 14' x 16', Anodized extrusion

FEATURES AND BENEFITS

A 6 1/4" TUBULAR EXTRUSIONS

- Built with 6 1/4" extrusion at perimeter (top, bottom and double hinge end) for **more structural strength**.
- Less quantity of extrusions provide a **more aesthetic and modern look**. Thus, the windows are bigger to let in maximum light.

B CHOICE OF WINDOWS

- More than 20 types of glass are available for **a look that blends beautifully** with the architectural style of the building.
- Meets all **safety requirements** since most types of glass are offered tempered or non-tempered.

C FLAWLESS FINISH


- **Highly precise finish** of the assembly joints for a more attractive structure.
- Built with thermo windows that **completely cover up the spacer** and the silicone glazing.



PANEL CONSTRUCTION

- 1 **1 ¾" (44.5 mm) thick door**
 - Tubular aluminum extrusion (6063 T5), ⅛" (1.6 mm) thick
 - Rigid vinyl (PVC) pane molding
 - Thicker extrusion ⅜" (3.2 mm) at fastening points for more strength
 - 6 ¼" (159 mm) perimeter extrusion (top, bottom and double hinge end)
- 2 **Weatherstripping between sections** efficiently prevents air infiltration.
- 3 **U-shaped tubular bottom weatherstripping** made of thermoplastic elastomer (TPE) ensures the weathertightness of the threshold
Remains flexible and watertight during cold weather, to -62°F (-52°C).
- 4 **Perimeter weatherstripping (jambs and lintel)**
Aluminum extrusion base with double-edge weatherstripping in arctic vinyl.
- 5 **Hinges equally spaced on the door** for a better look.
- 6 Integral **reinforcement strut** for doors 14' (4267 mm) wide and over.

IMPORTANT: The full vision door should not be used for insulation properties.




Interior view



Exterior view

COLORS



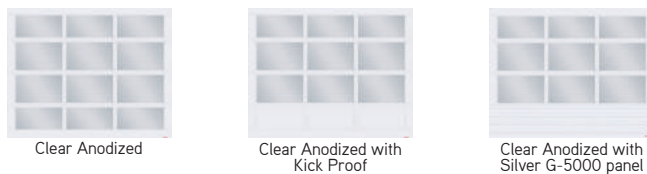
Colors may slightly vary from image.

SIZES

Widths In 1" (25 mm) increments	From 4' to 24' (1.2 m to 7.3 m)	Number of units per section ¹	Widths
		2	96" to 111" (2438 mm to 2819 mm)
		3	112" to 147" (2845 mm to 3734 mm)
		4	148" to 194" (3759 mm to 4928 mm)
		5	195" to 230" (4953 mm to 5842 mm)
		6	231" to 264" (5867 mm to 6706 mm)
		7	265" to 288" (6731 mm to 7315 mm)

¹Contact our Technical Department for the possibility of modifying the number of units per section.

TYPES OF PANELS



HARDWARE

Steel tracks: • 2" (50 mm), 13-gauge or 14-gauge
• 3" (76 mm), 12-gauge




8500 25th Avenue,
St-Georges, QC
G6A 1K5 Canada

1 866 960-2828
info@garaga.com
garaga.com

YOUR
GARAGA
DISTRIBUTOR

WINDOWS

Sealed thermopanes are ⅝" (22 mm) thick.



Other types of glass are available upon request. Contact your Garaga dealer.

WARRANTIES (LIMITED)

10 years against seal defects on Standard windows
10 years against any perforation of aluminum due to rust
1 year on other door components