


# Triforce®

STEEL THICKNESS: 2" POLYSTYRENE, R-10



Every detail guaranteed™




TRADITIONAL  
CONTEMPORARY  
CARRIAGE HOUSE

Model Triforce Classic XL, 9' x 7', Ice White, windows with Stockton Inserts

## MODEL PATTERNS AND LAYOUTS

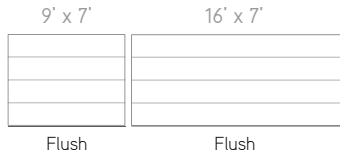
### TRADITIONAL

CLASSIC (21" x 13" and 40" x 13")



### CONTEMPORARY

FLUSH

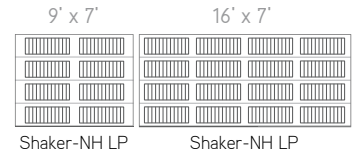


### CARRIAGE HOUSE

NORTH HATLEY (19 3/4" x 15" grouped by 2)



SHAKER-NH (40 1/2" x 15")



## COLORS

### STANDARD



Visit [garaga.com/gentek](http://garaga.com/gentek) to see Gentek's equivalent aluminum capping.

## WARRANTY

Door sections: limited lifetime  
 Hardware Dura+: 2 years / Bolted Hardware: 1 year  
 Windows: 10 years against seal defects  
 Weatherstripping: 1 year

## SIZES

Widths from 8' to 18', in 1" increments. Heights from 6'6" to 8', in 3" increments. See your garage door dealer for more details on oversized doors available.



## WINDOWS (21" X 13" OR 40" X 13")<sup>1</sup>

### TYPE OF GLASS

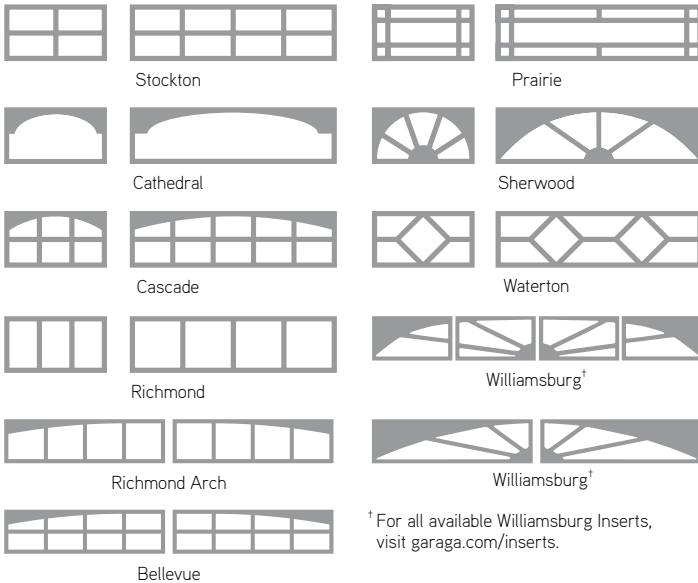


Clear

### PLASTIC INSERTS



Plastic inserts are installed on the exterior side of the window (easy to remove).



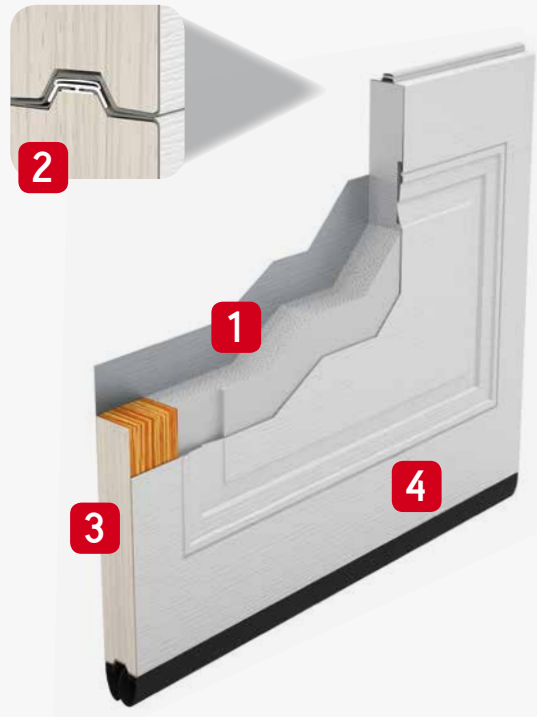
† For all available Williamsburg Inserts, visit [garaga.com/inserts](http://garaga.com/inserts).

<sup>1</sup>To see what size windows are available for each garage door model, visit [garaga.com/designcentre](http://garaga.com/designcentre).

## CONSTRUCTIONS

Triple-layer: steel + insulation + steel

- 1 **Polystyrene insulation** bonded to 2 steel panels and grooved to match the embossed panel for more strength
- 2 **InterStop™ joints** prevent air infiltration and are firmly attached to sections
- 3 **Wood end blocks** are one of the most effective thermal breaks and they add strength to the door section
- 4 **Galvanized steel** (light woodgrain finish)



## FOR A CARRIAGE HOUSE LOOK, ADD DECORATIVE HARDWARE

### HANDMADE WROUGHT IRON TEXTURE



Lis




Door knockers

### SLIGHTLY BUMPY TEXTURE



Standard



Cottage



Model Triforce Shaker-NH LP, 9' x 8', Moka Brown, windows with Bellevue Inserts

# LiftMaster

## Silent and reliable garage door openers

### ELITE SERIES



- Ultra-quiet
- Drive system: belt or chain
- ¾ HP, power: AC or DC



- Ultra-quiet
- Drive system: jackshaft
- Power: DC

### PREMIUM SERIES



- Quiet
- Drive system: belt or chain
- ½ HP, power: AC or DC

### myQ Technology

allows you to access, activate and monitor your garage door opener for greater control and security of your home.



8500 25<sup>th</sup> Avenue  
Saint-Georges, QC  
G6A 1K5  
Canada

418 227-9458  
info@garaga.com  
garaga.com



YOUR  
GARAGA  
DISTRIBUTOR

FOR ALL TECHNICAL SPECIFICATIONS FOR THE TRIFORCE AND THE LATEST UPDATES, VISIT WWW.GARAGA.COM. GARAGA HAS ESTABLISHED CONTINUOUS IMPROVEMENT PROGRAMS FOR ALL ITS PRODUCTS. AS A RESULT OF THIS ONGOING QUEST, TECHNICAL SPECIFICATIONS FOR VARIOUS DOORS ARE SUBJECT TO CHANGE WITHOUT NOTICE. THE COLORS SHOWN ARE AS EXACT AS PRINTING TECHNIQUES WILL ALLOW. PLEASE REQUEST AN ACTUAL COLOR SAMPLE. TRADEMARKS AND REGISTERED TRADEMARKS OF GARAGA INC. ARE DENOTED BY TM AND © RESPECTIVELY. © GARAGA INC. 2017 - ALL RIGHTS RESERVED - PRINTED IN CANADA - 95241/04/2017/15K

